
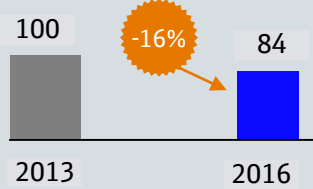

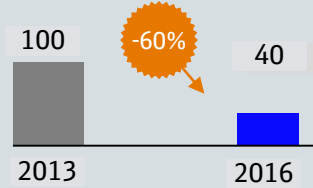

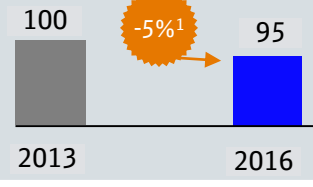

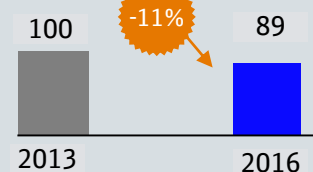




-30% CO₂
2006-2020 per tkm

DB Schenker Logistics specific carbon targets and development (CO₂ in g/tkm) 2006 to 2020

Transport Mode	Targets per transport mode 2006-2020 (g/tkm)	Achievements 2006 – 2016
1 Land 	Reduction spec. CO₂ emissions (-20%) <ul style="list-style-type: none"> Fleet modernization Eco Driving 	
2 Ocean 	Reduction spec. CO₂ emissions (-52%) <ul style="list-style-type: none"> Vessel size Fuel optimization, de-rating Telematics & aerodynamics (route optimization) 	
3 Air 	Reduction spec. CO₂ emissions (-10%) <ul style="list-style-type: none"> Fleet modernization ATM, pilot training, etc. (operational) 	
4 Stationary 	Reduction energy consumption (-18%) <ul style="list-style-type: none"> Electricity consumption <i>per sqm</i> Heating energy <i>per sqm</i> 	

1) Only aircraft based development since 2014 because of lack of consistent airline data